









REF. 12398

Natural Bread 350g

A highly durable rustic bread that stands out because of its thin crust, alveolate crumb and characterisric rectangular shape. Ideal for accompanying lunches and dinners at home by adding a rustic touch.

| | | | | | | | |
|-----------------------------------------------------------------------------------|-----------------------------------------------------------------------------------|-----------------------------------------------------------------------------------|-----------------------------------------------------------------------------------|-----------------------------------------------------------------------------------|-----------------------------------------------------------------------------------|-----------------------------------------------------------------------------------|-----------------------------------------------------------------------------------|
|  |  |  |  |  |  |  |  |
| 350 g | 50,5 cm | 23 u. | 4 x 7 | 28 boxes | 180 °C | 30 min | 20-25 min |



SOURCE OF FIBRE · LONG RESTS · ALVEOLATE CRUMB · HIGH DURABILITY ·